



УДК 616-006.328-053.4

ž " " ž " " ž " " ž " " ž " " ž " " ž " "
ž " " ž " " ž " " ž " " ž " " ž " "
Ä ž " ž

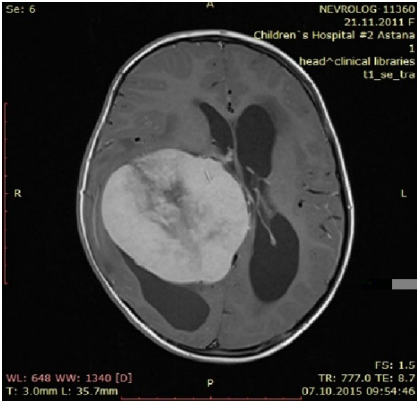
КРУПНАЯ ВНУТРИЖЕЛУДОЧКОВАЯ МЕНИНГИОМА У 4-ЛЕТНЕЙ ДЕВОЧКИ

ž
!
(
ž

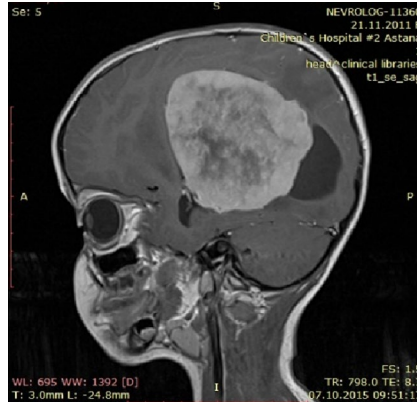
Ключевые слова:

ž ž "

1,4-2%
D
7 = « D =
[6].
19%
15
[4, 5].
10%
5%
IV
3,5
7,17 7,86 7,69
()
(.1).

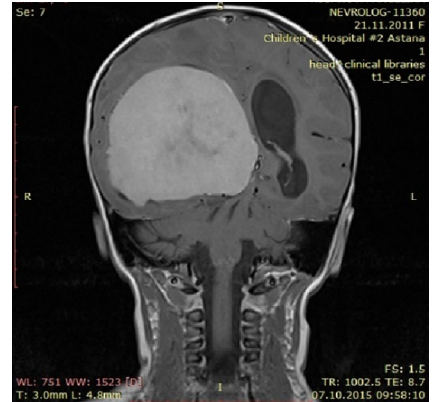


1 -



()

()



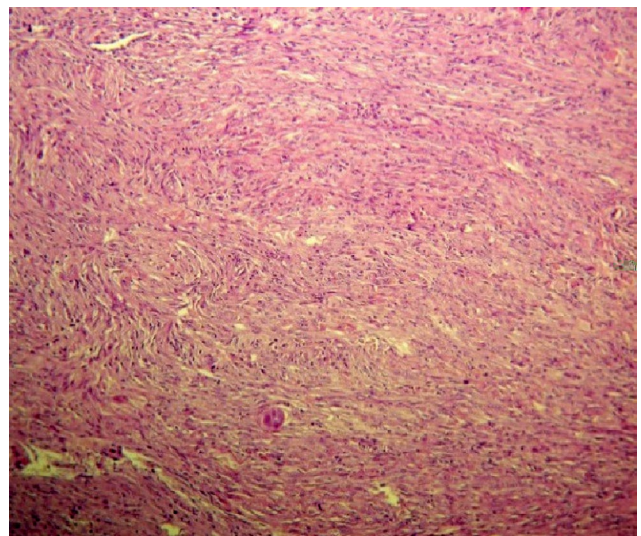
()

Simpsons - I [7].

4

ICD-O code 9532/0 (. 2).

G=I,



2 -

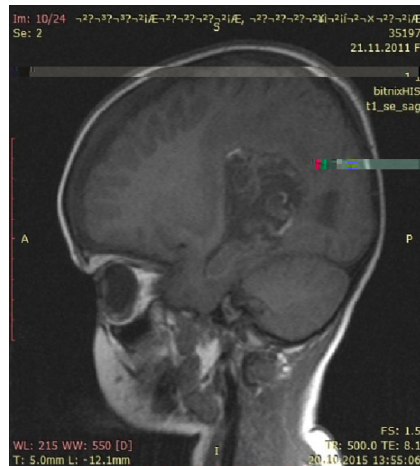
100.

(. 3):

Ki67 = 2%.



3 -

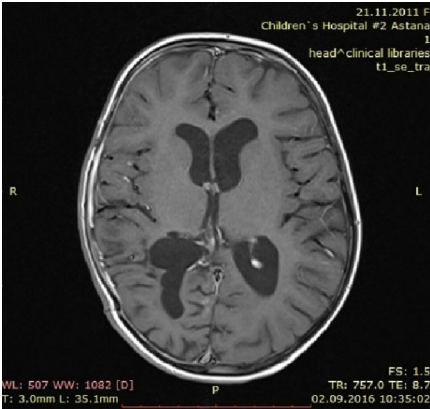


()

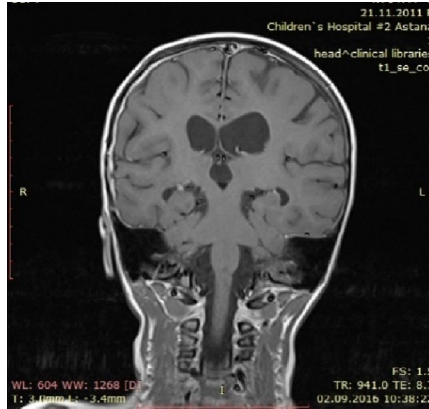
()



; 4-



4-



(,) (,)



(,) ; 1

4)

2%
1,6% 1,294
Mallucci [8] 1,9% 934
Mehta et al [9]. [8, 16].

2017 .

19 29% [8, 10, 11].

NF2,

[12].

7 51
20

5

[18]. 18

Mehta

[6]

[9],

49

8-

1-8

49 (22%)

1 1

Mallucci [8], 5 21

25).

14-34

Byard et al. [19]

9-

[13, 14].

1

Curiea [20],

[14, 15].

675
Liu

Ki 67.

15%

[16].

3,7%

15-

68%,

[21].

32% [17].

[18].



Simpson, [14, 15].

34

547 35 « » 2008 400 5

[22]. 1

СПИСОК ЛИТЕРАТУРЫ

1. Simpson, [14, 15].
2. [22].
3. 34
4. 547 35 « » 2008 400 5
5. [22]. 1
6. Albright A.L., Pollack I.F., Adelson P.D. Principles and Practices of Pediatric Neurosurgery. 2008. – P. 77.
7. Donald S. The recurrence of intracranial meningiomas after surgical treatment // J Neurol Neurosurg Psychiatry. – 1957. – Vol. 20. – P. 22-39.
8. Mallucci C.L., Parkes S.E., Barber P., Powell J., Stevens M.C., Walsh A.R., Hockley A.D. Paediatric meningeal tumours // Childs Nerv Syst. – 1996. – Vol. 12. – P. 582-589.
9. Mehta N., Bhagwati S., Parulekar G. Meningiomas in children: a study of 18 cases // J Pediatr Neurosci. – 2009. Vol. 4. – P. 61-65.
10. Mekitarian F.E., Horigoshi N.K., Carvalho W.B., Hirscheimer M.R., Bresolin A.U., Leme R.J., et al. Primary spinal meningioma in a 10-year-old boy // Arquivos de neuro-psiquiatria. – 2010. – Vol. 68(5). – P. 804-6.
11. Riemenschneider M.J., Perry A., Reifenberger G. Histological classification and molecular genetics of meningiomas // The Lancet Neurology. – 2006. – Vol. 5(12). – P. 1045-54.
12. Final diagnosis – case 680. Congenital intraventricular atypical meningioma, WHO grade 2 leading to a genetic diagnosis of NF2. www.path.upmc.edu/cases/case680/dx.html.
13. Giromini D., Peiffer J., Tzonos T. Two cases of intraventricular meningiomas in children (author's transl) // Neurochirurgia (Stuttg). – 1981. – Vol. 24. – P. 144-146.
14. Shah M.V., Haines S.J. Pediatric skull, skull base, and meningeal tumors // Neurosurgery Clinics of North America. – 1992. – Vol. 3. – P. 893-924.
15. Turgut M., Ozcan O.E., Bertan V. Meningiomas in childhood and adolescence: a report of 13 cases and review of the literature // British Journal of Neurosurgery. – 1997. – Vol. 11. – P. 501-507.
16. Liu M., Wei Y., Liu Y., Zhu S., Li X: Intraventricular meningiomas: a report of 25 cases // Neurosurg Rev. – 2006. – Vol. 29. – P. 36-40.
17. Merten D.F., Gooding C.A., Newton T.H., Malamud N. Meningiomas of childhood and adolescence // J Neurosurg. – 1982. – Vol. 56. – P. 317-322.

